

## Make It Snappy

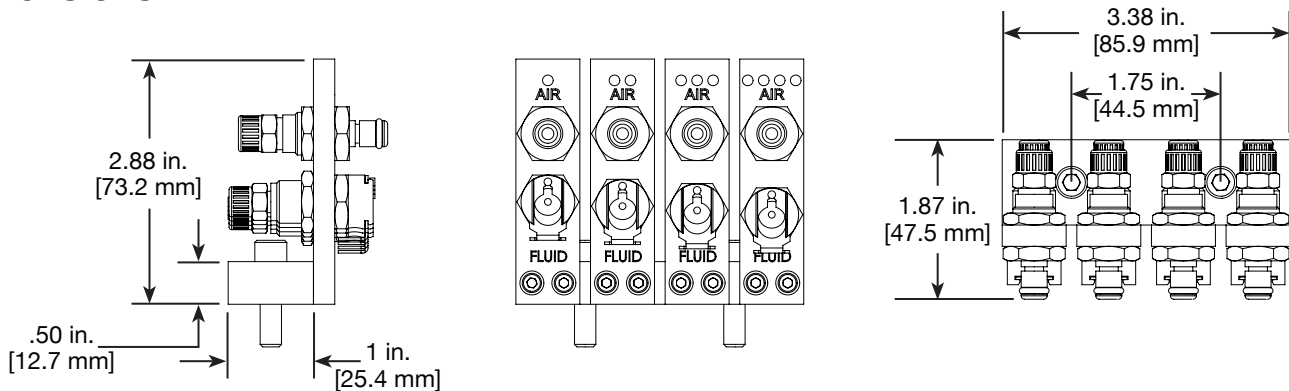
The In-Die Quick Connect allows Unist spray nozzles to be permanently mounted, ensuring they remain in position with each die change. With the nozzles consistently in position, you get more reliable performance whenever you use the die. With the In-Die Quick Connect, disconnecting the lubrication lines is done with just a touch, and reattachment is a snap. Each quick connect is keyed to assure operators reattach the lines correctly, guaranteeing each nozzle sprays as programmed. The In-Die Quick Connect utilizes integral check valves to prevent dripping and works with both Unist's Low Volume (LV) and Airless Nozzles. This is an ideal solution when die-mounted nozzles are necessary.



- Quickly connect and disconnect lubrication lines when changing dies
- Reduce die setup time
- Maintain proper nozzle placement in each die
- Dripless design helps maintain a cleaner work area



## Dimensions



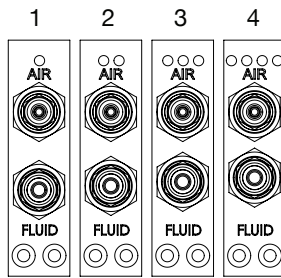
## Ordering Information

For **Low Volume Spray Nozzles (LV)**, series 4210, order both die half and controller half sections. Calculate the number of die half sections based on the total number of nozzles in use and multiply by the number of dies to be outfitted. For example, if two LV Nozzles are used and there are four dies, then order four each 303086-2. For the mating controller half sections, order one each 303085-2. Note each half is keyed and marked with 1, 2, 3 or 4 holes on the upper face to identify the mating sections and provide proper orientation for connection.

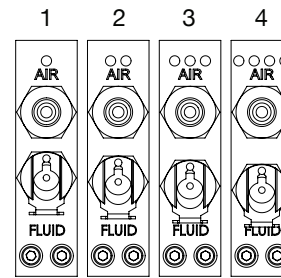


LV Nozzles

### Controller half



### Die half



Item #	Part #	Description
1	303085-1	controller half, LV Nozzle, position 1
2	303085-2	controller half, LV Nozzle, position 2
3	303085-3	controller half, LV Nozzle, position 3
4	303085-4	controller half, LV Nozzle, position 4

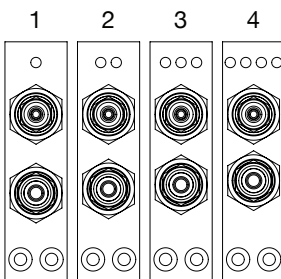
Item #	Part #	Description
1	303086-1	die half, LV Nozzle, position 1
2	303086-2	die half, LV Nozzle, position 2
3	303086-3	die half, LV Nozzle, position 3
4	303086-4	die half, LV Nozzle, position 4

For **Airless Nozzles**, Series 4021 and 4022, order both die half and controller half sections. Calculate the number of die half sections based on the total number of nozzles in use and multiply by the number of dies to be outfitted and divide by two. This is because there are two fluid connection points on each die half and controller half sections. For example, if four Airless Nozzles are used and there are four different dies, order four each 303185-2. For the mating controller half sections, order two each 303184-2. Note each half is keyed and marked with 1, 2, 3, or 4 holes on the upper face to identify the mating sections and provide proper orientation for connection.

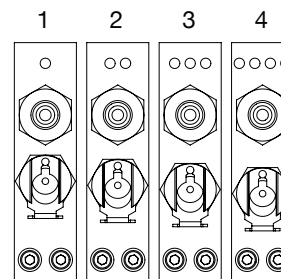


Airless Nozzles

### Controller half



### Die half



Item #	Part #	Description
1	303184-1	controller half, Airless Nozzle, position 1
2	303184-2	controller half, Airless Nozzle, position 2
3	303184-3	controller half, Airless Nozzle, position 3
4	303184-4	controller half, Airless Nozzle, position 4

Item #	Part #	Description
1	303185-1	die half, Airless Nozzle, position 1
2	303185-2	die half, Airless Nozzle, position 2
3	303185-3	die half, Airless Nozzle, position 3
4	303185-4	die half, Airless Nozzle, position 4

**NEED MORE  
INFORMATION?**

**800.253.5462**  
salesupport@unist.com



Unist, Inc.  
4134 36th Street SE  
Grand Rapids, MI 49512 USA  
U.S. & Canada: 800.253.5462  
International: 616.949.0853  
Email: salesupport@unist.com